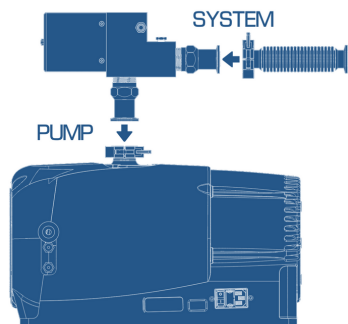
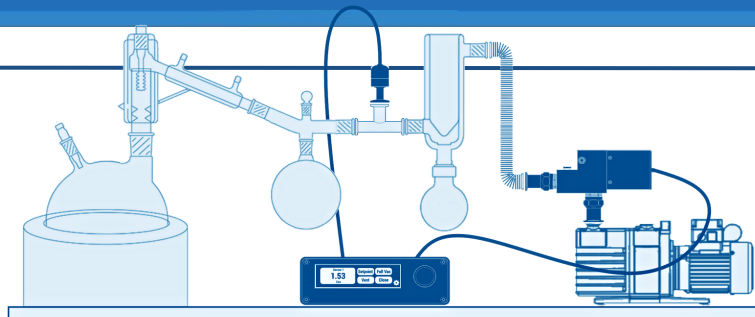


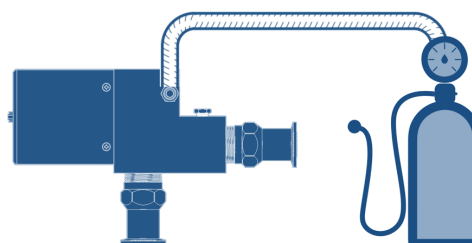
# Quick Start Guide

FYRA & DINAMO  
| Distillation

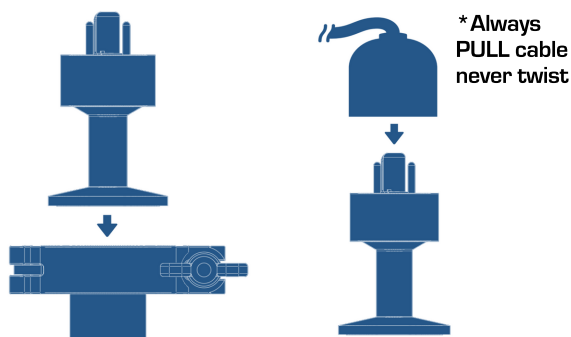
## System Preview



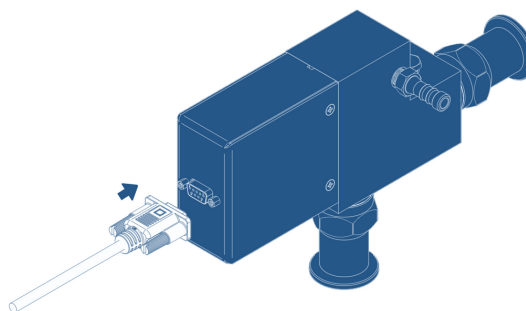
Mount the DINAMO valve between the vacuum pump and the system.



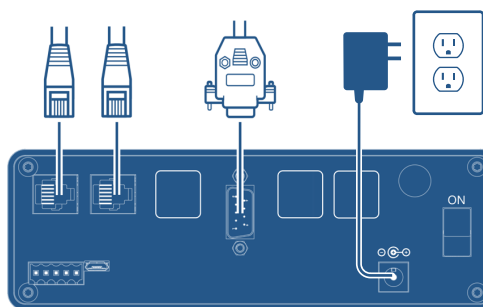
(Optional) Connect nitrogen or other inert gas to the DINAMO valve's hose barb. Leave alone if venting with ambient air.



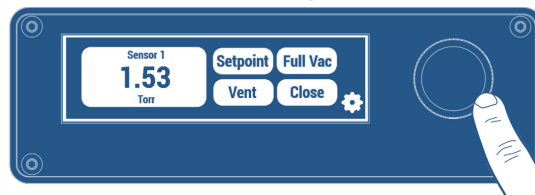
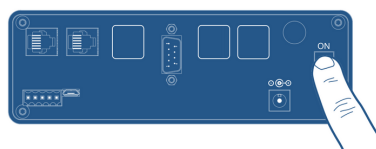
Mount the sensor(s) into the vacuum system and attach sensor cable(s). Make sure to use properly labeled cable and port.



Connect the valve cable to the DINAMO valve.



Connect the sensor cable(s), valve cable, and power supply to the rear of the FYRA controller.



Power On. Turn Dial to see the set point, and Touch "Adjust" to change setpoint with Dial